

Success at
Dyersburg
State

559

Degrees &
Certificates
Awarded in
2021-22

55%

First-Year
Retention Rate
for the 2021
Cohort

26%

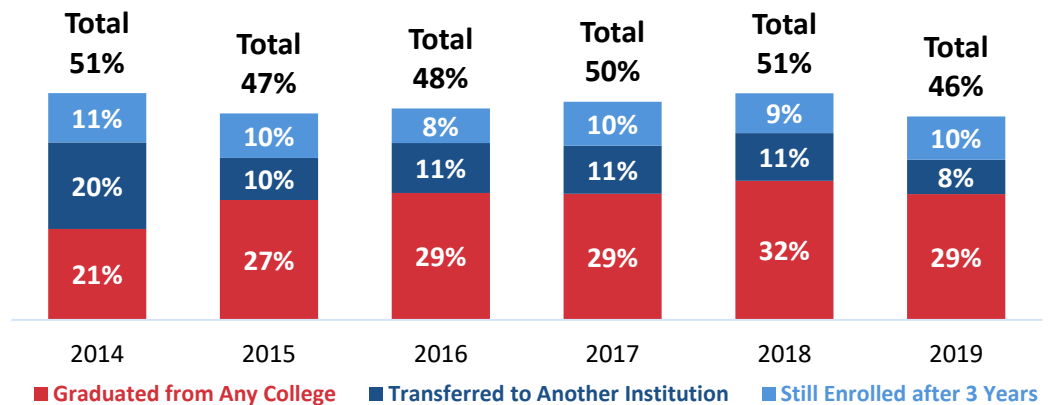
Three-Year
Graduation
Rate from a TN
Community
College for the
2019 Cohort

Profile of First-Time, Full-Time Freshmen

	Total Cohort	White	Black	Hispanic	Pell Grant Recipients	ACT Score Below 19
Fall 2018	554	75%	15%	4%	61%	39%
Fall 2019	550	69%	21%	5%	66%	46%
Fall 2020	483	74%	16%	6%	56%	42%
Fall 2021	487	74%	13%	7%	56%	51%
Fall 2022	458	68%	14%	5%	51%	40%

The first-time, full-time cohort includes degree-seeking students who enroll in college for the first time in fall (or in the prior summer and continued in the fall) and attempted at least 12 hours.

Three-Year Success Rate by Entering Cohort



Success rates include the percent of students from each first-time, full-time cohort who achieved one of three outcomes after three years of enrollment: (1) earned a degree or certificate from any institution within or outside the TBR system, (2) transferred to another institution, or (3) were still enrolled at a TN community.

Tennessee Promise Success: The 2018 Cohort

363 Dyersburg State students in the 2018 Cohort of Tennessee Promise

56% Success Rate Three Years after First Enrolling

Success for the 2018 Promise Cohort

37%
Graduated from Any College

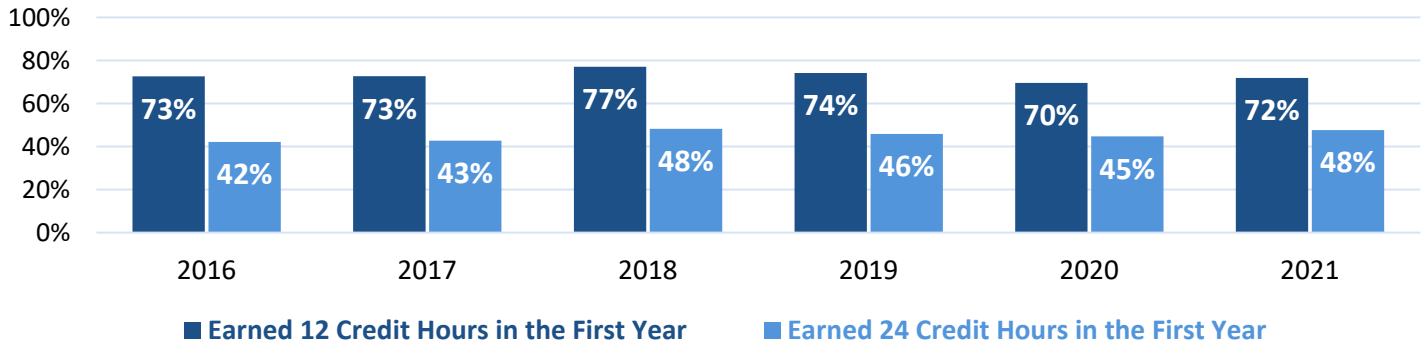
10%
Transferred to Another Institution

9%
Still Enrolled after 3 Years

Success rates measure the percent of students who earned a degree or certificate, transferred to another institution, or were still enrolled at a TBR community college after five semesters. Promise success rates include data from the TBR student information system, THEC/TSAC, and the National Student Clearinghouse.

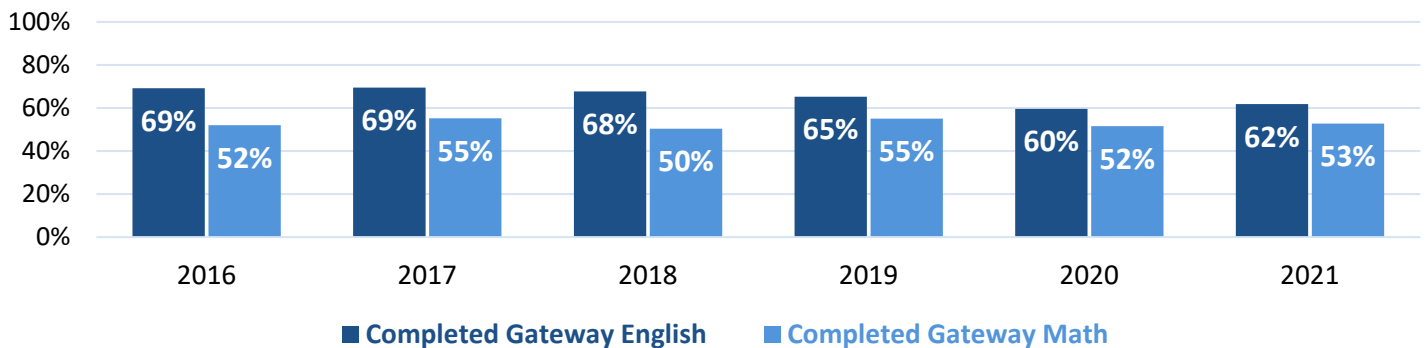
2023 Student Success Profile

First-Year Momentum: Credit Attainment



Hours earned in the first year includes college-level and learning support hours in the preceding summer, fall, spring, and trailing summer terms for students in the first-time, full-time freshman cohort.

First-Year Momentum: Gateway Course Completion



Gateway courses are English 1010 and 1000-level Math courses. Completion rates are calculated as the percent of first-time, full-time students who attempt and pass a gateway course by the end of their first year of enrollment, including community college dual enrollment courses.

Graduation Rates Over Time

